

# Amber Valley™

## Information

### Applications

	Residential	Light Commercial	Commercial
Floors†	X	X	X
Walls	X	X	X
Countertops	X	X	X
Backsplashes	X	X	X

† Water, oil, grease etc. create slippery conditions. Floor applications with exposure to these conditions require extra caution in product selection. For additional information, refer to "Factors to Consider" at [www.americanolean.com/ResidentialFactors](http://www.americanolean.com/ResidentialFactors)

- Suitable for exterior floors, walls and patios (excluding pool decks) in freezing and non-freezing climates when proper installation methods are followed
- Special Installation Requirement: for proper bonding, medium bed mortar should be utilized in installing tiles with a dimensional length size greater than 20" x 20", large rectangles or tiles with greater dimensional thickness than normal. Back buttering tiles of this nature in the installation process will also assure proper coverage for bonding.
- Use of a latex modified thin-set is recommended for proper installation.

### Price Structure

Premium

Preferred

Stylish and elegant looks. Each tile is created through traditional firing processes and glaze techniques.

Premium

Sophisticated visuals and detailed surfacing. A process of multiple glazes results in an attractive, cultured surface.

Premier

Inherent visual color and depth. A complex process of design brings out the rich, more upscale texture and look of elegant porcelain as well as a variety of other tiles.

Prestige

Natural characteristics and realistic attributes. Captures the inherent beauty of natural stone. Highly complex design techniques are also applied to rich porcelains, unique glasses and other materials to create surfaces with distinctive physical and natural qualities.

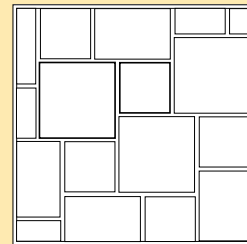
### Performance characteristics

C.O.F. Wet	C.O.F. Dry	Moisture Absorption	Breaking Strength	MOH's	Chemical Resistance
≥0.60	≥0.70	<0.5%	>300 lbs.	8.0	AM85 = 4 AM87, AM88, AM89 = 3

Abrasion Resistance Application Classifications ISO 10545-7

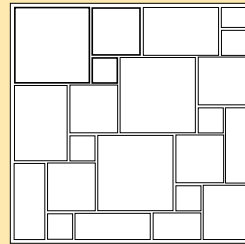
1 Light Residential      3 Light Commercial  
2 Heavy Residential      4 Heavy Commercial

### Patterns



Hopscotch Pattern

67 pcs.	13" x 13"	80%
69 pcs.	6 1/2" x 6 1/2"	20%



Modified Hopscotch Pattern

24 pcs.	20" x 20"	65%
24 pcs.	13" x 13"	28%
24 pcs.	6 1/2" x 6 1/2"	7%

\* Dark lines indicate repeat

### Cleaning Procedures

- Remove loose dust and dirt with a damp cloth or a sponge
- Use a neutral, non-abrasive cleaner suitable for ceramic tile
- Remove cleaning solution with a clean, damp sponge or mop

### Special Notes

Special installation requirement: For proper bonding, medium bed mortar should be utilized in installing tiles with a dimensional length size greater than 20" x 20", large rectangles or tiles with a greater dimensional thickness than normal. Back buttering tiles of this nature in the installation process will also assure proper coverage for bonding.

Since there is shade variation in all fired ceramic products, the tile and trim supplied for your particular installation may not match these samples. Final selection should be made from actual tiles and trim and not from tile and trim samples or color reproductions.

Use of a latex modified thinset is recommended for installation.

Amber Valley in Derby Brown 13" x 13" with a border of Tumbled Slate 1" x 1" mosaic in India Autumn.



Porcelain Tile



# Amber Valley™

## Features

- Emulates look of natural slate
- Modular for pattern layouts
- Warm color variations
- Coordinates with Tumbled Slate

### Field Tile



Millstone Beige AM85



Derby Brown AM89



Bowling Green AM88



River Moss AM87

### Mosaic Tile



Millstone Beige AM85  
Mosaic  
3" x 3"



Derby Brown AM89  
Mosaic  
3" x 3"



Bowling Green AM88  
Mosaic  
3" x 3"



River Moss AM87  
Mosaic  
3" x 3"

### COORDINATING DECORATIVE TILE SUGGESTIONS



India Autumn/India Multicolor TU79  
Stepping Stone Border 3" x 12"  
Coordinates with AM85, AM88, AM89



India Autumn/India Multicolor TU78  
Geometric Border 3" x 12"  
Coordinates with AM87, AM88, AM89



China Gold/China Multicolor TU76  
Geometric Border 3" x 12"  
Coordinates with AM85, AM88, AM89




China Gold/China Multicolor TU77  
Mosaic Serpentine Border 4" x 12"  
Coordinates with AM85 and AM89

### COORDINATING TILE SUGGESTIONS



Tumbled Slate  
India Autumn TU73



Candalaria Glass  
English Ivy CL52



Tumbled Slate  
India Multicolor TU72



Saxon Metals  
Bronze SX91

### SIZES




20" x 20" Field Tile  
(19 3/4" x 19 3/4" nominal)  
(50.2 cm x 50.2 cm nominal)



13" x 13" Field Tile  
(13 1/8" x 13 1/8" nominal)  
(33.3 cm x 33.3 cm nominal)



6 1/2" x 6 1/2" Field Tile  
(6 7/16" x 6 7/16" nominal)  
(16.4 cm x 16.4 cm nominal)



3" x 3" Mosaic Tile (mesh-mounted)  
(13 1/8" x 13 1/8" sheet nominal)  
(33.3 cm x 33.3 cm sheet nominal)

Tile Thickness: 5/16"  
Recommended grout joint: 3/16"

Shade Variation: Random (V4)



### TRIM

Bullnose  
P43E9 3" x 13"



Bullnose  
P46E9 6 1/2" x 6 1/2"



Cove Base  
S36E9TB 6" x 13 1/8"



Cove Base Outcorner  
SC36E9TB 1" x 6"

