

# Highland Ridge™

## information

### applications

	Residential	Light Commercial	Commercial
Floors†	X	X	X
Walls/Backsplashes	X	X	X
Countertops	X	X	X
Pool Linings	X	X	X

† Water, oil, grease etc. create slippery conditions. Floor applications with exposure to these conditions require extra caution in product selection. For additional information, refer to "Factors to Consider" at [www.americanolean.com/ResidentialFactors](http://www.americanolean.com/ResidentialFactors)

- Suitable for exterior patios (excluding pool decks) and walls in freezing and non-freezing climates when proper installation methods are followed
- Satisfies ADA requirements for walkway surfaces.
- Not for use on ramps

### price structure

Premier


- Preferred** Stylish and elegant looks. Each tile is created through traditional firing processes and glaze techniques.
- Premium** Sophisticated visuals and detailed surfacing. A process of multiple glazes results in an attractive, cultured surface.
- Premier** Inherent visual color and depth. A complex process of design brings out the rich, more upscale texture and look of elegant porcelain as well as a variety of other tiles.
- Prestige** Natural characteristics and realistic attributes. Captures the inherent beauty of natural stone. Highly complex design techniques are also applied to rich porcelains, unique glasses and other materials to create surfaces with distinctive physical and natural qualities.

### performance characteristics

C.O.F. Wet	C.O.F. Dry	Moisture Absorption	Breaking Strength	MOH's	Chemical Resistance
≥0.60	≥0.76	<0.5%	>335 lbs.	9.0	Resistant

This tile meets or exceeds ANSI A137.1 standards

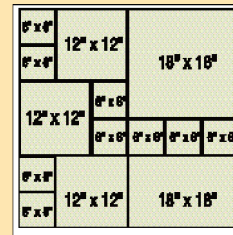
### patterns



\* Dark lines indicate repeat

#### Clustering Trellis

16 pcs. per 100 s/f	
18" x 18"	36%
48 pcs. per 100 s/f	
12" x 12"	48%
64 pcs. per 100 s/f	
6" x 6"	16%



#### Modular Rectangle

17 pcs. per 100 s/f	
18" x 18"	38%
33 pcs. per 100 s/f	
12" x 12"	33%
120 pcs. per 100 s/f	
6" x 6"	29%

### cleaning procedures

- Remove loose dust and dirt with a damp cloth or a sponge
- Use a neutral, non-abrasive cleaner suitable for ceramic tile
- Remove cleaning solution with a clean, damp sponge or mop

### special notes

Since there is shade variation in all fired ceramic products, the tile and trim supplied for your particular installation may not match these samples. Final selection should be made from actual tiles and trim and not from tile and trim samples or color reproductions.

Strong random shading is part of the natural beauty of this product. To achieve the maximum intended results, tile should be pulled from multiple cartons and placement decided upon prior to installation.

Special care should be taken when grouting with dark pigmented colors. A grout release is recommended to prevent finely powdered pigments from lodging in the pores of the tile surface.

Meets ADA Guidelines

Highland Ridge in Autumn 12" x 12" and 1" x 3" mosaic. Grid pattern shown on floor.



ColorBody™ Porcelain Tile




# Highland Ridge™

The beautiful Scottish Highlands are known for their rich surplus of natural slate. Today, we've captured the splendor of this enchanting region with Highland Ridge. Created to emulate natural slate, this rustic tile features a distinctive, textured surface complemented by four random shade/color variations. In addition to its three modular sizes, which make it ideal for patterning, its style is enhanced by two-color blend accent designs. A unique 1" x 3" mosaic further emphasizes its mesmerizing beauty. Slate-like and dramatic, Highland Ridge represents nature at its finest.

## Field Tile




Desert HR50



Autumn HR51



Mountain HR53



Evergreen HR52

## Mosaic Tile



Desert HR50 Mosaic



Autumn HR51 Mosaic




Evergreen HR52 Mosaic




Mountain HR53 Mosaic

## Decorative Tile



Desert/Evergreen HR60 Decorative Border 2" x 12"



Autumn/Mountain HR61 Decorative Border 2" x 12"




Light Riverstone Pebble HR70 Stone Border 4" x 12"




Dark Riverstone Pebble HR71 Stone Border 4" x 12"

## Tumbled Slate – Coordinating Decorative Tile Options



China Gold/China Multicolor TU76 Geometric Border 3" x 12"



China Gold/China Multicolor TU77 Serpentine Border 4" x 12"



India Autumn/India Multicolor TU78 Geometric Border 3" x 12"



India Autumn/India Multicolor TU79 Stepping Stone Border 3" x 12"

## SIZES



18" x 18" Field Tile  
(17 7/8" x 17 7/8" nominal)  
(45.4 cm x 45.4 cm nominal)



12" x 12" Field Tile  
(11 7/8" x 11 7/8" nominal)  
(30.0 cm x 30.0 cm nominal)




6" x 6" Field Tile  
(5 7/8" x 5 7/8" nominal)  
(15.0 cm x 15.0 cm nominal)



4" x 12" Decorative Border  
(3 7/8" x 11 7/8" nominal)  
(9.8 cm x 30.0 cm nominal)



2" x 12" Decorative Border  
(2 1/8" x 11 7/8" nominal)  
(5.4 cm x 30.0 cm nominal)



1" x 3" Mosaic  
(11 7/8" x 11 7/8" sheet nominal)  
(30.0 cm x 30.0 cm nominal)

## TRIM



S44C9 4" x 12"  
Bullnose



S36C9T 6" x 12"  
Cove Base



SC36C9T 1" x 6"  
Cove Base Corner

Tile Thickness: 1/4" Recommended Grout Joint: 3/16"

 Shade Variation: Random

Strong random shading is part of the natural beauty of this product. To achieve the maximum intended results, tile should be pulled from multiple cartons and placement decided upon prior to installation.