


**SATINGLO™**  
MOSAIC TILE




Ice White D25 (1) Almond D12 (1) Marshmallow D65 (1)




Cappuccino D78 (1) Mushroom D38 (1) Chili Pepper D80 (2)



French Roast D15 (2) Dill Pickle D83 (1) Bimini Blue (1)D85 (2)



Summer Rain D81 (2) Light Smoke D42 (1) Storm Gray D40 (2)



Black D35 (2)

**TILE SIZES**

Size	Nominal Size	Shape
2" x 2" Mosaic ■	(2" x 2") (5.1 cm x 5.1 cm)	
1" x 1" Hexagon Mosaic Tile ▲	(1" x 1") (2.5 cm x 2.5 cm)	

■ 2" x 2" Mosaic tile dot-mounted on 2' x 1' sheets. Master-Set® back edge mounting system  
▲ 1" Hexagon tile is mesh-mounted on 1 sf sheets.

**Tile Thickness:** 1/4" **Recommended grout joint:** 1/8"


**RELATIVE PRICING:** "D" colors (Satinglo) similar in price to Group (3). Unglazed Ceramic Mosaics and lower than Satinbrites.

**SHADE VARIATION:** Low (V1)



Satinglo/Satinbrite Mushroom 2" x 2", Bright Spearmint 6" x 6" and Park Avenue. Metropolitan White, 18" x 18" on floor.

Satinglo/Satinbrite Mushroom 2" x 2" and Bright Spearmint 6" x 6"



Hexagon SP-8401 ■  
110 sheets per 100 s/f;  
Black D35 - 13%, Ice White D25 - 87%  
\* Mesh-mounted in full sheets and sold in 9.09 s/f full carton quantities only.  
◆ Only available in 100% Ice White D25 or a Black D35/Ice White D25 pattern  
— see above; Sold in 9.09 s/f carton quantities only.

**APPLICATIONS**

	Residential	Light Commercial	Commercial
Floors	<input checked="" type="checkbox"/>	<input checked="" type="checkbox"/> ▲	<input type="checkbox"/>
Walls/Backsplashes	<input checked="" type="checkbox"/>	<input checked="" type="checkbox"/>	<input checked="" type="checkbox"/>
Countertops	<input checked="" type="checkbox"/>	<input checked="" type="checkbox"/>	<input checked="" type="checkbox"/>
Pool Linings ■	<input checked="" type="checkbox"/>	<input checked="" type="checkbox"/>	<input checked="" type="checkbox"/>

- Suitable for exterior walls in non-freezing climates when proper installation methods are followed.
- ▲ Office building restroom floors and hotel baths only. Not for use on shower stall floors. Check local building codes for C.O.F. compliance prior to installation.
- Suitable for pool linings in non-freezing climates only when proper installation methods are followed.  
\* Darker colors on countertops may show scratches.

**PERFORMANCE CHARACTERISTICS**

	C.O.F. Wet	C.O.F. Dry	Moisture Absorption	Breaking Strength	MOH's	Chemical Resistance
	≥0.50	≥0.70	<3.0%	>300 lbs.	6.0-7.5	Resistant


For more information on Test Results and Classifications, please see page 84.  
For installation considerations and care and maintenance information see page 81.

**TRIM**

Complete line available on page 76.

For color coordination information see page 79.


**SATINBrites™**  
MOSAIC TILE



Ice White Y25 (1) Almond Y12 (1) Marshmallow Y65 (1)



Cappuccino Y78 (1) Mushroom Y38 (1) Chili Pepper Y80 (2)



French Roast Y15 (2) Dill Pickle Y83 (2) Bimini Blue Y85 (1) (2)



Summer Rain Y81 (2) Light Smoke Y42 (2) Storm Gray Y40 (1) (2)



Black Y64 (2)

**APPLICATIONS**

	Residential	Light Commercial	Commercial
Floors	<input type="checkbox"/>	<input type="checkbox"/>	<input type="checkbox"/>
Walls/Backsplashes	<input checked="" type="checkbox"/>	<input checked="" type="checkbox"/>	<input checked="" type="checkbox"/>
Countertops	<input type="checkbox"/>	<input type="checkbox"/>	<input type="checkbox"/>
Pool Linings ■	<input checked="" type="checkbox"/>	<input checked="" type="checkbox"/>	<input checked="" type="checkbox"/>

- Suitable for exterior walls in non-freezing climates when proper installation methods are followed.
- Suitable for pool linings in non-freezing climates only when proper installation methods are followed.  
\* Darker colors on countertops may show scratches.

**TILE SIZES**

Size	Nominal Size	Shape
2" x 2" Mosaic ■	(2" x 2") (5.1 cm x 5.1 cm)	

■ Ceramic tile dot-mounted on 2' x 1' sheets. Master-Set® back edge mounting system.

**Tile Thickness:** 1/4" thick **Recommended grout joint:** 1/8"

**RELATIVE PRICING:** "Y" colors (Satinbrites) similar in price to Group (4). Unglazed Ceramic Mosaics.

**SHADE VARIATION:** Low (V1)

**PERFORMANCE CHARACTERISTICS**

	C.O.F. Wet	C.O.F. Dry	Moisture Absorption	Breaking Strength	MOH's	Chemical Resistance
	n/a	n/a	<3.0%	>300 lbs.	6.0-7.0	Resistant

For more information on Test Results and Classifications, please see page 84.  
For installation considerations and care and maintenance information see page 81.

**TRIM**

Complete line available on page 76.

For color coordination information see page 79.