

MOLTEN GLASS




Molten Glass makes perfectly clear yet another earthly secret of the Ahnzu lineage.

Light dances through the outer surface of the glass tiles, revealing a rich inner beauty.

In some Molten Glass options, a monochrome translucence appears to hold light captive,

while in other choices a flowing texture of opaque colors emerges. In all its many forms,

Molten Glass brings a distinctive chromatic luminance to a room.





A H N Z U

Distinctive surfaces from the earth.™

www.southcypress.com

MOLTEN GLASS



Shade Variation High
 Tile Thickness 3/16"
 Grout Joint Recommendation 1/8"
 Maintenance: Non-abrasive cleaners are recommended for glass tiles.

	Residential	Light Commercial	Commercial
Walls	•	•	•
Backsplashes	•	•	•
Countertops			
Floors			

Chemical Resistance	ASTM-C650	Resistant
Water Absorption	ASTM-C373	<0.01%
Scratch Hardness	MOHS	5

Notes:
 • While Molten Glass satisfies the requirement of ANSI A137.1-6.1 (with the exception of spacers and thermal shock testing), it is not categorized as ceramic tile.
 • All field tile, accents and trim are available in all colors unless specifically noted.


A H N Z U

Distinctive surfaces from the earth.™

Visit www.ahnzu.com for complete product and care and maintenance information.



Photo features Molten Glass in Silver Moon MG16 and Mint Leaf MG11.



2" x 2" and 4 1/4" x 4 1/4"
(Nominal: 2 1/8" x 2 1/8" and 4 1/8" x 4 1/8")



3" x 12"
Rope Accent Strip



4" x 12"
Chair Rail



3" x 12"
Jasmine Accent Strip*




Glacier
MG01



Suede
MG05



Sea Breeze
MG03



Silver Moon
MG16



Aqua Mist
MG02




Moss
MG15



Mint Leaf
MG11



Rain Forest
MG14



Treeline
MG19




Daffodil
MG04



Gold Mine
MG17



Everglade
MG18




Blue Hawaii
MG07




Midnight
MG09




Papaya
MG10



Copper Mine
MG08



Grand Canyon
MG12



Volcano
MG13