



COLORBODY™ PORCELAIN | TIMBER GLEN™

Professional
TILE SOLUTIONS



www.southeypress.com



dalTile®

COLORBODY™ PORCELAIN

TIMBER GLEN™



floor • wall • countertop • exterior

TIMBER GLEN™ RUSTIC

Put the rustic character of wood underfoot with Timber Glen. Adding a sixth color option to its existing five hues, Timber Glen ColorBody™ Porcelain envelopes any room with full-bodied warmth and richness. For classic character and radiant beauty, Timber Glen more than makes the cut.

TIMBER GLEN™ CONTEMPORARY

An extension of the popular Timber Glen wood-look collection, Timber Glen Contemporary adds a modern, more stylized twist. Capturing the look of rich wood planking in five exquisite tones, this ColorBody™ tile exudes modern elegance with a discriminating fashion sense.



Photo features Cocoa Contemporary 6" x 24" in a staggered brickwork pattern on the floor. www.southcypress.com

floor • wall • countertop • exterior

COLORBODY™ PORCELAIN

TIMBER GLEN™

Rustic Field Tile



DUNE P610



HICKORY P611



CHERRY P612



HEATH P613



ESPRESSO P614



THATCH P615

Contemporary Field Tile



DUNE P620



HICKORY P621




CHERRY P622



COCOA P623



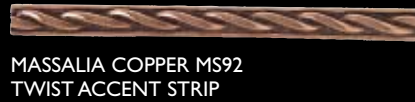
ESPRESSO P624



THATCH P625

CREATIVE IDEAS


Decorative Accents




Pattern Ideas




STAGGERED BRICKWORK



HERRINGBONE



CORRIDOR HORIZONTAL



BASKETWEAVE

COLORBODY™ PORCELAIN

TIMBER GLEN™

RUSTIC SIZES

		SQ.FT. CARTON	PIECES PER CARTON
12 x 24 Field Tile	12" x 24" (30.0 cm x 60.0 cm)	11.62	6
8 x 24 Field Tile	8" x 24" (20.0 cm x 60.0 cm)	10.33	8
4 x 24 Field Tile	4" x 24" (10.0 cm x 60.0 cm)	10.33	16

CONTEMPORARY SIZES

		SQ.FT. CARTON	PIECES PER CARTON
12 x 24 Field Tile	12" x 24" (30.0 cm x 60.0 cm)	11.62	6
6 x 24 Field Tile	6" x 24" (15.0 cm x 60.0 cm)	11.62	12

RESIDENTIAL USAGE

FLOOR	WALL	COUNTERTOPS	EXTERIOR PATIOS	EXTERIOR POOL DECKS
F	W	C	EP	ED*

Suitable for exterior floors and walls in freezing and non-freezing climates when proper installation methods are followed.

* Rustic only.

COMMERCIAL APPLICATION

RUSTIC

	LIGHT COMMERCIAL	COMMERCIAL	COMMERCIAL EXTERIORS
Floors	◆	◆	◆
Walls/Backsplashes	◆	◆	◆
Counters	◆	◆	◆
Pool Decking			
Pool Linings	◆	◆	◆

Suitable for exterior patios (excluding pool decks) and walls in freezing and non-freezing climates when proper installation methods are followed.

CONTEMPORARY

	LIGHT COMMERCIAL	COMMERCIAL	COMMERCIAL EXTERIORS
Floors	◆	◆	
Walls/Backsplashes	◆	◆	◆
Counters	◆	◆	◆
Pool Decking			
Pool Linings	◆	◆	◆

Suitable for exterior walls in freezing and non-freezing climates when proper installation methods are followed.

TRIM

TYPE	SIZE	PIECES PER CARTON
 Bullnose S-44F9	4 x 24	16

SHADE VARIATION



MEDIUM (V2)
Color variation within each tile.

INSTALLATION

THICKNESS	GROUT JOINT RECOMMENDATION
3/8"	1/8" (3/16" when rectangular sizes are used in a staggered brick-joint pattern where the overlap does not exceed 33%)

SLIP RESISTANCE (WET) : 3

The higher the rating, the higher the slip resistance.

1	< .50
2	.50 - .59
3	≥ .60

TEST RESULTS

	ASTM#	RESULT
Water Absorption	C373	<0.5%
Breaking Strength	C648	>450 lbs
Scratch Hardness	MOHS	8.0
Chemical Resistance	C650	Resistant
Coefficient of Friction	C1028	Wet: ≥0.60 Dry: ≥0.70

NOTES

Special care needs to be given when installing tiles 20" and larger. Please refer to www.daltileproducts.com/LargeTiles for information.

Special care should be taken when grouting with dark pigmented colors. A grout release is recommended to prevent finely powdered pigments from lodging in the pores of the surface. Use of a latex modified thin-set is recommended for installation.

Since there are variations in all fired ceramic products, tile and trim supplied for your particular installation may not match these samples. Final color selection should be made from actual tiles and trim and not from tile and trim samples or color reproductions. Manufactured in accordance with ANSI A137.1 standards.

For additional information refer to "Factors to Consider" at: www.daltile.com/CommercialFactors

Water, oil, grease etc. create slippery conditions. Floor applications with exposure to these conditions require extra caution in product selection. Not for use on ramps.

COLORBODY™ PORCELAIN | TIMBER GLEN™



floor • wall • countertop • exterior



daltile
greenworks™
ENVIRONMENTAL LEADERSHIP THAT WORKS

By their very design, Daltile products can help make it easier for you to earn LEED™ points and/or points towards many industry leading green home building programs. From using recycled material content to establishing manufacturing facilities within 500 miles of your project, we help ensure you don't have to compromise your design to be environmentally conscious. For detailed information, visit daltilegreenworks.com.



RECYCLED MATERIALS



TRU-EDGE



EXTERIOR PRODUCT



daltile®

7834 C. F. Hawn Freeway | Dallas, TX 75217 | 214.398.1411 800.933.TILE

Printed using soy inks.

www.southcypress.com

For more information about Daltile products and services, visit our website at daltile.com

©2010 DalTile Corporation (2/10) SSPTSTIMBER