



coordinating decorative
accent ideas


Morning Breeze

Tumbled Stone
Sienna Gold/Antalya Dark/Mediterranean Ivory TS68
Diamond Accent Strip



Golden Ridge

Tumbled Stone
Sand/Walnut TS12
Diamond Accent Strip



Shadow Pine

Tumbled Stone
Autumn Mist/California Gold TS91
Accent Strip



Cotto Mist

Tumbled Stone
Sienna Gold/Mediterranean Ivory/Antalya Dark TS69
Diamond Accent Strip



Midnight Blaze

Tumbled Stone
Silver Gray/Copper/Ocean Green TS80
Diamond Accent Strip




floor field tile

Morning Breeze AL60



Golden Ridge AL61




Shadow Pine AL62



Cotto Mist AL63



Midnight Blaze AL64




octagon/dot mosaics


Morning Breeze AL60




Golden Ridge AL61




Shadow Pine AL62



Cotto Mist AL63





Midnight Blaze AL64








sizes:

 18" x 18" Field Tile
Nominal: 17.13/16" x 17.13/16" (45.0 cm x 45.0 cm)
1/4" thick
Sq. ft. per carton: 15.28 Pieces per carton: 7

 12" x 12" Field Tile
Nominal: 11.13/16" x 11.13/16" (30.0 cm x 30.0 cm)
1/4" thick
Sq. ft. per carton: 14.53 Pieces per carton: 15

 6" x 6" Field Tile
Nominal: 5.13/16" x 5.13/16" (14.8 cm x 14.8 cm)
1/4" thick
Sq. ft. per carton: 7.53 Pieces per carton: 31

 1" x 1" Mosaics
Mesh-mounted
Nominal: 1-1/4" x 1-1/4" (3.0 cm x 3.0 cm)
1/4" thick
Sq. ft. per carton: 7.74 Sheets per carton: 8
Pieces per sheet: 81

 3" x 3" Octagon/Dot Mosaics
Mesh-mounted
Nominal: 2-3/4" x 2-3/4" (7.0 cm x 7.0 cm)
1/4" thick
Sq. ft. per carton: 7.74 Sheets per carton: 8
Pieces per sheet: 16 octagon/16 dots

Grout joint recommendation: 3/16"

shade variation:

 High – Color variation from tile to tile, and within each tile.

trim detail:

Type	Number	Size
 Bullnose	S-43C9	3" x 12"
 Cove Base	S-36C9T	6" x 12"
 Outcorner	SC-36C9T	1" x 6"

approved usage: Floors, Walls, Countertops & Exteriors

F	W	C	E
Floors	Walls	Countertops	Exteriors

Water, oil, grease, etc. create slippery conditions. Floor applications with exposure to these conditions require extra caution in product selection. For additional product information, refer to "Factors to Consider" at www.daltile.com/ResidentialFactors. Application requirements vary for decorative accents. Not for use on ramps.




durability:
Floor Wear Resistance

1	Residential Bathrooms
2	All Residential Areas
3	All Residential/Light Commercial
4	All Residential/Commercial

slip resistance (wet):
The higher the rating, the higher the slip resistance.

1	<.50
2	.50 - .59
3	≥.60

tile pattern guide



Note: Since there are variations in all fired ceramic products, the tile and trim supplied for your particular installation may not match these samples. Final selection should be made from actual tiles and trim, and not from tile and trim samples or color reproductions. Manufactured in accordance with ANSI A137.1 standards.

Special care should be taken when grouting with dark pigmented colors. A grout release is recommended to prevent finely powdered pigments from lodging in the pores of the tile surface. Use of a latex modified thin-set is recommended for installation.



7834 C.F. Hawn Freeway
Dallas, TX 75217
214-398-1411. 800-933-TILE

For more information about DalTile products and services, visit our website at daltileproducts.com

© 2005 Dal-Tile Corporation (7/05) SSdTASPENLG

Photo features Aspen Lodge in Shadow Pine 12" x 12" field tile and 1" x 1" mosaics on the floor with 18" x 18" field tile on wall and 1" x 1" mosaics inserted as decorative accents.