




RIVERSTONE
GLAZED PORCELAIN STONEWARE





FUERTE NE



Materials leave their origins for new expressive forms, whose structures, while stemming from modern technology, retain all the charm of tradition. Colour and surfaces return to complete new architectural scenarios that blend in with contemporary living. The “spa-style” bathroom is the perfect home for the harmonious and healing essence of nature. By incorporating Riverstone you can transform an everyday bathroom into a holistic retreat.



CANADIAN GR



The typical effects and multicoloured characteristics of slate have been faithfully reproduced in RIVERSTONE, a Ragno USA glazed porcelain tile. Available in seven warm, natural colours in a variety of interesting sizes, this line is suitable for all residential and medium-to-high traffic commercial applications. As an additional feature, the 10/12 mm thickness gives RIVERSTONE exceptional strength and impact resistance for ease of use and long-lasting beauty.



RIO GRANDE VE









RIO GRANDE VE



Warm, natural colors and regular shapes combined with elegant decorations create interiors in which to feel totally at ease and where RIVERSTONE tiles express all their full potential. Surfaces bear the mark of time, veining brings out all the luster and charm of natural stone which are perfect for simple, austere settings.




RIO BRAVO MT



RIVERSTONE is a glazed porcelain tile which enhances both its aesthetic and functional features.

A strong, solid, compact material: all the properties of resistance to all forms of external stress, are found in this product.





BRAZOS BG



The range of plain tiles is completed by decors, strips and special trims which stand out with their exquisite workmanship: conceived as the identifiers of a style, they give the collection strength and character, allowing the most widely varying combinations for new, individual composition effects. Every surface, fixture and accent is viewed as an opportunity to both add style and visual interest to the rooms.






YAMPA GI



RIVERSTONE's distinctive feature is the strong patterned substrate that overlaps with the matt surface to create deep and shaded effects. This is amplified into the room, creating a soft, warm background for contemporary design styles or the free-ranging combination of items and souvenirs of bygone days.



RIVERSTONE
GLAZED PORCELAIN STONEWARE

20"x20"
16"x16"
13"x13"
6 1/2"x6 1/2"



93J5 Pecos BI
20"x20"
93L6 Pecos BI
16"x16"
93F4 Pecos BI
13"x13"
93G8 Pecos BI
6 1/2"x6 1/2"



93J3 Canadian GR
20"x20"
93L4 Canadian GR
16"x16"
93F2 Canadian GR
13"x13"
93G6 Canadian GR
6 1/2"x6 1/2"



93J4 Brazos BG
20"x20"
93L5 Brazos BG
16"x16"
93F3 Brazos BG
13"x13"
93G7 Brazos BG
6 1/2"x6 1/2"



93J2 Yampa GI
20"x20"
93L3 Yampa GI
16"x16"
93F1 Yampa GI
13"x13"
93G5 Yampa GI
6 1/2"x6 1/2"



93J1 Rio Bravo MT
20"x20"
93L2 Rio Bravo MT
16"x16"
93F0 Rio Bravo MT
13"x13"
93G4 Rio Bravo MT
6 1/2"x6 1/2"



93E9 Rio Grande VE
13"x13"
93G3 Rio Grande VE
6 1/2"x6 1/2"



93H9 Fuerte NE
20"x20"
93L0 Fuerte NE
16"x16"
93E8 Fuerte NE
13"x13"
93G2 Fuerte NE
6 1/2"x6 1/2"

RIVERSTONE
GLAZED PORCELAIN STONEWARE

20"x20"
16"x16"
13"x13"
6 1/2"x6 1/2"



97Z7 Riverstone Mosaic GI
Mosaic - Square 3"x3"
13"x13"



97Z8 Riverstone Mosaic NE
Mosaic - Square 3"x3"
13"x13"



91Z6 Riverstone GREEN
Freccia
6 1/2"x13"



91Z8 Riverstone GREEN
Freccia Corner
6 1/2"x6 1/2"



91Z7 Riverstone RED
Freccia
6 1/2"x13"



91Z9 Riverstone RED
Freccia Corner
6 1/2"x6 1/2"

TRIMS



93N0 Stone NE V-Cap
93N1 Stone VE V-Cap
93N2 Stone MT V-Cap
93N3 Stone GI V-Cap
93N4 Stone BG V-Cap
93N5 Stone BI V-Cap
97Q3 Stone GR V-Cap
2 1/4"x13"



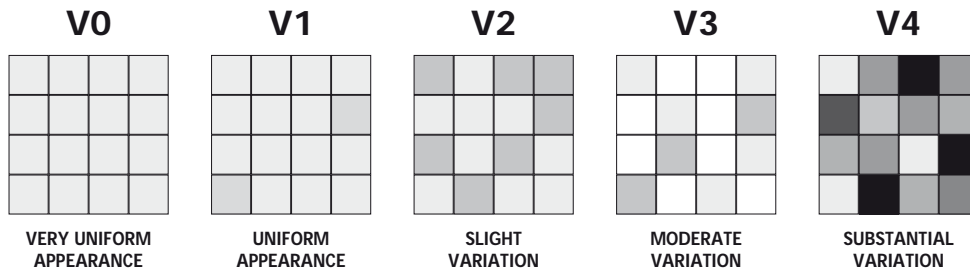
91S8 Stone BI Bullnose
91S2 Stone NE Bullnose
91S3 Stone VE Bullnose
91S4 Stone MT Bullnose
91S5 Stone GI Bullnose
91S6 Stone GR Bullnose
91S7 Stone BG Bullnose
3"x13"

Shade variations

The color and shade of all tiles vary to some degree. This variance can be from piece to piece and can also occur from production run to production run.

American National Standard Specifications for Ceramic Tile (ANSI) has implemented a guide that rates ceramic tile on a five-point scale and ranges from V0 through V4.

Instituting the ANSI's color shade variation guidelines you will reduce customer complaints and sell the unique and individual beauty of each ceramic tile.



V0 Very Uniform Appearance

Pieces of the same shade value are very uniform and smooth in texture.

V1 Uniform Appearance

Differences among pieces from the same production run are minimal.

V2 Slight Variation

Clearly Distinguishable differences in texture and/ or pattern within similar colors.


V3 Moderate Variation

While the colors and or texture present on a single piece of tile will be indicative of the colors and/or texture to be expected on the other tiles, the amount of colors and/or texture on each piece may vary significantly. It is recommended that the range be viewed before selection.

V4 Substantial Variation

Random color and/or texture differences from tile to tile, so that one tile may have totally different colors and/or texture from that on other tiles. Thus, the final installation will be unique. It is recommended that the range be viewed before selection.

SHADE VARIATION AND APPLICATIONS

V3		Residential	Commercial	Industrial
 <p>MODERATE VARIATION</p>	Floor	•	•	
	Wall	•	•	•
	Countertop	•	•	•
	Pool	•	•	•

Water, oil, grease, or other fluids create slippery conditions. Floors with exposure to these conditions require extra caution in product selection and proper maintenance.

Care & Maintenance

Riverstone is a stain-resistant porcelain tile. Routine maintenance will keep your tile looking new for years to come.

Ragno USA's products are typically easy to install and maintain using the following general guidelines:

- Choose tile from same dye lot and caliber whenever possible
- Select tile alternately from several boxes and rotate when installing
- Follow industry-accepted installation practices as detailed by Tile Council of America "Handbook for Ceramic Tile Installation" or those recommended by the Ceramic Tile Institute of America
- Remove all grout residue promptly after application; neither acid cleaning nor sealing is recommended
- Clean regularly with clear water and/or a neutral (soapless) cleaner, wipe dry to lessen slippery conditions

TECHNICAL SPECIFICATIONS			
DESCRIPTION	ANSI STANDARD	RESULT	ASTM TEST METHOD
Water Absorption	≤ 0.50%	≤ 0.50%	C373
Frost Resistance	As Reported	Resistant	C1026
Scratch Resistance	MOHS 1-10	8	MOHS SCALE
Breaking Strength	20"x20"	≥ 250 lbf.	≥ 560 lbf.
	13"x13"	≥ 250 lbf.	≥ 425 lbf.
Facial Dimension	-3.0 % < Nominal < 3.0 %	Within Standard	C499
Thickness	≤ 0.04 in (1.02 mm max)	Within Standard	C499
Wedging (Squareness)	+/- 0.50 % or +/- 2.0 mm*	Within Standard	C502
Warpage (Flatness)	+/- 0.75 % or +/- 2.3 mm*	Within Standard	C485
Abrasion Resistance	Class 0 - Class V	Class IV	C1027
C.O.F. (Wet)	As Reported	0.60 ≤ COF < 0.70	C1028
C.O.F. (Dry)	As Reported	0.70 ≤ COF < 0.80	C1028
Chemical Resistance	Class A - Class E	Class A	C650
Stain Resistance	Class A - Class E	Class A	C1378

* Whichever is less

PACKAGING								
	SIZE	THICKNESS	BOX			PALLET		
			PCS	SQ FT	LBS	BOXES	SQ FT	LBS
Floor Tile	20"x20"	7/16"	06	16.15	80.00	24	387.60	1920.00
Floor Tile	16"x16"	6/16"	09	15.50	74.00	48	744.00	3552.00
Floor Tile	13"x13"	6/16"	09	10.74	46.00	56	601.44	2576.00
Floor Tile	6 1/2" x 6 1/2"	6/16"	32	9.38	40.00	51	478.38	2040.00
Freccia	6 1/2" x 13"	Compatible	06		17.00			
Freccia Corner	6 1/2" x 6 1/2"	Compatible	04		6.00			
V-Cap	2 1/4" x 13"	Compatible	06		5.00			
Mosaic - 3"x3" Square	13"x13"	Compatible	09		42.00			
Bullnose	3"x13"	Compatible	20		25.00			



Floor Tile



Wall Tile



Abrasion Resistance



C.O.F. (Wet)



C.O.F. (Dry)



Modular Tile



Decorative Tile



Moderate Variation



Trim Available



Frost Resistant



Meets ADA Recommendations



RAGNO  USA

Ragno USA, Inc.

Telephone:
(972) 232 3802
Fax:
(972) 725 3127
Toll Free:
888 297 2466

359 Clay Road
Sunnyvale, TX 75182
USA

Web site:
www.ragnousa.com
E-mail:
info@ragnousa.com