



Vanity
color body porcelain stoneware

Floor: Vanity Frost 12"x24" - Vanity Black 24"x24" - Glamour Listelli 2"x13"
Backsplash: Vanity Frost 12"x24"

Vanity

Frost - Black


Vanity conveys a definitively contemporary mindset. Stunning slashes of natural stone colors interplay with hints of metallic veining that capture the light, draw the eye, create dramatic backdrops for today's ever-evolving urban experience.



Vanity Rust



Expansive macro formats, modular components, mosaic accents and an eye-popping metallic listello appeal to millennials as well as anyone embracing the less-is-more loft look. Clean, rectified edges accommodate intricate layout patterns with small grout joints, emphasizing the beauty of the tile itself with minimal distraction.



Floor: Vanity Rust 12"x12" - 12"x24"



Vanity

floor and wall tile - color body porcelain stoneware



Vanity Frost

Vanity Black

Vanity Rust



LF3G Vanity Frost Rectified 24"x24"

LF3C Vanity Frost Rectified 12"x24"

UG56 Vanity Frost Rectified 12"x12"

LF3J Vanity Black Rectified 24"x24"

LF3E Vanity Black Rectified 12"x24"

UG55 Vanity Black Rectified 12"x12"

LF3F Vanity Rust Rectified 24"x24"

LF3B Vanity Rust Rectified 12"x24"

UG57 Vanity Rust Rectified 12"x12"



UG6C Vanity Frost Mosaic - Square 3"x3" 12"x12"




UG4Q Glamour Listelli 2"x13"



UG6B Vanity Black Mosaic - Square 3"x3" 12"x12"



UG4Q Glamour Listelli 2"x13"

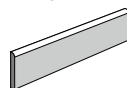


UG6D Vanity Rust Mosaic - Square 3"x3" 12"x12"

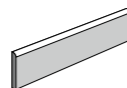


UG4Q Glamour Listelli 2"x13"

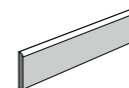
Trims



UG4M Vanity Frost SBN 3"x12"



UG4L Vanity Black SBN 3"x12"



UG4N Vanity Rust SBN 3"x12"

ASTM Test Results

Technical Characteristics	ASTM Test Results	ASTM Test Methods
Water Absorption	≤ 0.50%	C373
Frost Resistance	Resistant	C1026
Scratch Resistance	6	MOHS Scale
Breaking Strength	≥ 550 lbs. (249 kg)	C648
Facial Dimension	≤ 3% from nominal	C499
Nominal Thickness	≤ 0.04 in. (1mm)	C499
Wedging (squareness)	≤ 1%	C502
Warpage (flatness)	≤ 1% any Edge	C485
Dry Coefficient of Friction	0.70 ≤ C.O.F. < 0.80	C1028
Wet Coefficient of Friction	0.50 ≤ C.O.F. < 0.60	C1028
Durability Classification*	Class 4	C1027

* Durability Classification / Suggested Applications
Class 4 Moderate / Heavy traffic. Tile suggested for residential, medium commercial and light institutional floor and wall applications

- Field Tile
- Wall Tile
- Durability Classification
- C.O.F. (Wet)
- C.O.F. (Dry)
- Modular Tile
- Decorative Tile
- Average Shade Variation
- Trim Available
- Frost Resistant
- Spec Wizard

	Sizes	Pcs	Sq. Ft.	Weight (lbs.)	Thickness
Modular Tile	12" x 24"	6	11.63	53	0.394
Field Tile	12" x 12"	16	15.50	72	0.394
Field Tile	24" x 24"	4	15.50	68	0.394
Listelli	2" x 12"	6		2	Compatible
Mosaic - Square 3"x3"	12" x 12"	10		44	Compatible
SBN	3" x 12"	20		21	Compatible

	Sizes	Ctn	Sq. Ft.	Weight (lbs.)
Modular Tile	12" x 24"	44	511.72	2332
Field Tile	12" x 12"	36	558.00	2592
Field Tile	24" x 24"	36	558.00	2176



American Marazzi Tile, Inc.
Headquarters & Manufacturing Plant

359 Clay Road
Sunnyvale, Texas 75182

Telephone
972.226.0110
Fax
972.226.5629

www.marazzitile.com
contact@marazzitile.com

VANITY is available nationwide.
To locate your nearest Distributor call
American Marazzi Tile Customer Service
or visit www.marazzitile.com

DISTRIBUTED BY:

Color and other aesthetic features shown are as close as the limitation of the printing process will allow. We have tried to make this brochure as comprehensive and factual as possible. We reserve the right, however, to make changes at any time, without notice, in colors, materials, packaging, specifications and availability. Since some information may have been updated since time of printing, please check with American Marazzi Tile Customer Service for details.